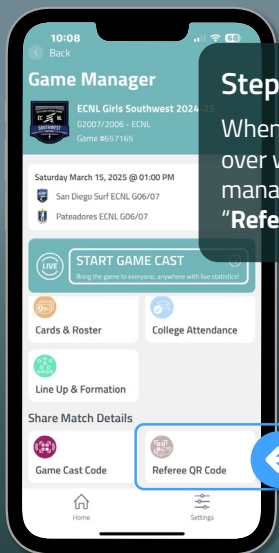


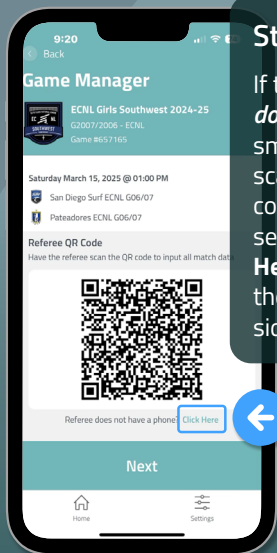


# ECNL APP: SUBMIT SCORE WITHOUT REFEREE QR CODE



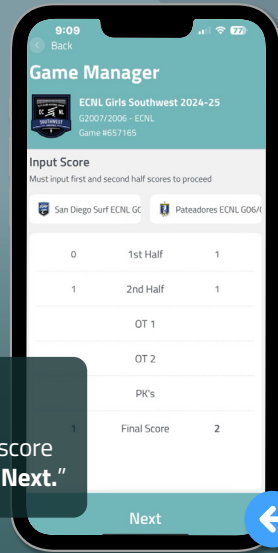
### Step 1

When the game is over within game manager, select **"Referee QR code."**



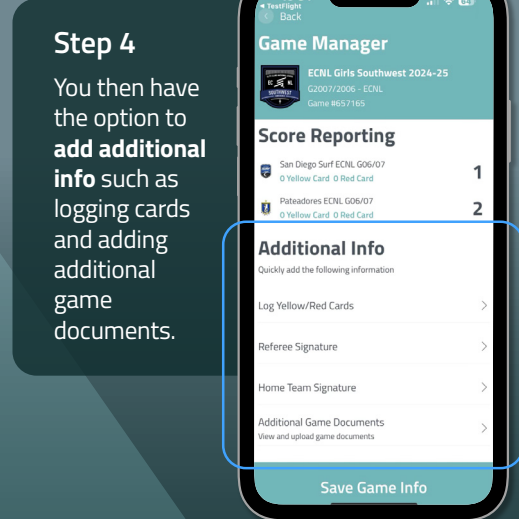
### Step 2

If the Referee *does not* have a smart phone to scan the QR code, you can select **"Click Here"** to submit the score along side the referee.



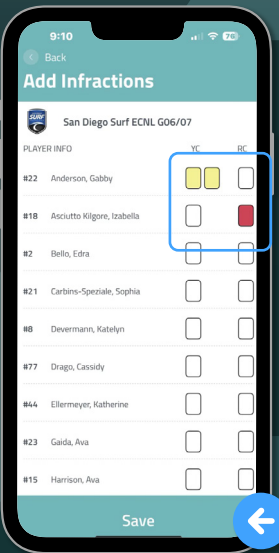
### Step 3

Input the score and click **"Next."**



### Step 4

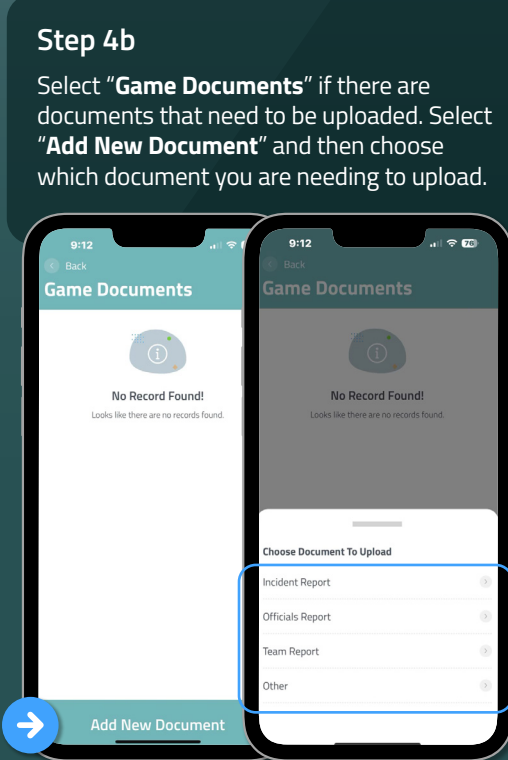
You then have the option to **add additional info** such as logging cards and adding additional game documents.



### Step 4a

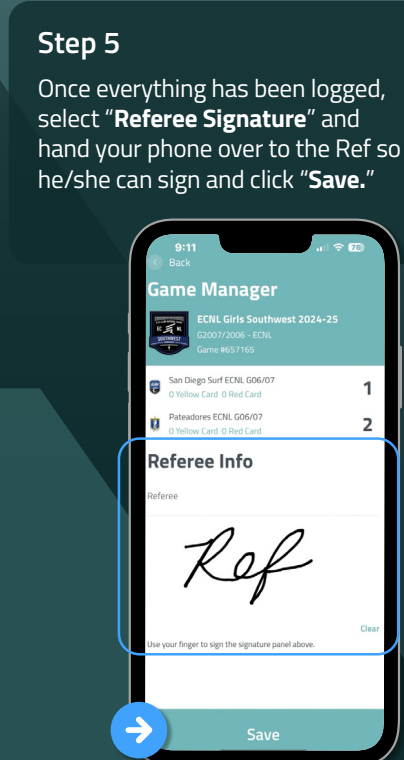
If there was any cards given, select **"Log Yellow/Red Cards"** and select the team in which the card was given.

Tap the cards by the players name that the card was issued to and click **"Save."**



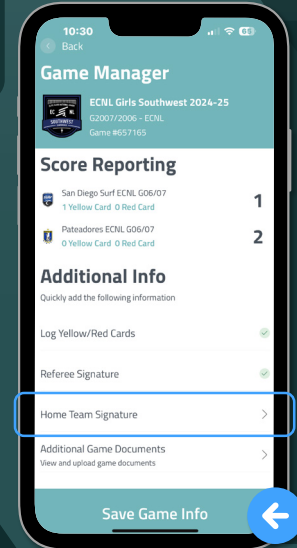
### Step 4b

Select **"Game Documents"** if there are documents that need to be uploaded. Select **"Add New Document"** and then choose which document you are needing to upload.



### Step 5

Once everything has been logged, select **"Referee Signature"** and hand your phone over to the Ref so he/she can sign and click **"Save."**



### Step 6

Once the Referee signs, you will then have the option to select **"Home Team Signature"**. After you sign, select **"Save Game Info"**. The score will then be submitted and no other signatures will be required.